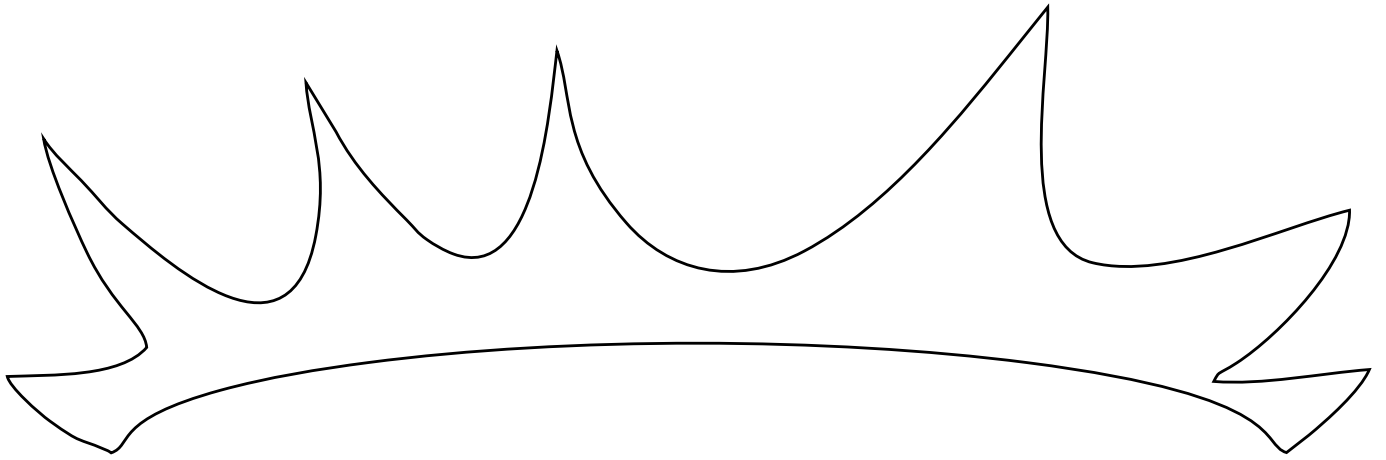





NOTE: you may have to reverse the design if adding fusible backing.
Follow the manufacturer's guidelines for the type of fusible you choose.
These patterns are for raw edge applique, if you want to do needle turn you will
have to add at least ¼" more fabric around the edges.



Chef







This pattern was created to fit in a 12.5" unfinished block as required by Quilt Block Mania.
Complimentary pattern & will be available until the end of the September 2022.
After that time, you will be able to purchase a silhouette on the website
under the category "[Music Silhouettes](#)" or
purchase a laser precut applique kit from the "[Appliques Kits](#)" category

SHOP NOW
[Patterns](#)
[Appliques Kits](#)

Keep up-to-date on sales & other exciting events, "sign up for email reminders" or "get the information delivered right to your inbox each week" by [signing up for emails here](#).

Join our private Facebook group, [Applique Quilting with Laser Precuts](#).

***Like** us on Facebook, Instagram & Pinterest*

Please share with family & friends who would like to participate.

